

SPOTLIGHT ON SUFFIXES BLENDS AND WORDS

Photocopiable A4 worksheets for
Class and Special Needs teachers.

Activities to improve phonological
and language awareness,
spelling skills, reading accuracy,
grammar and vocabulary.

Differentiated learning from early
structured programmes to Key Stage 3.

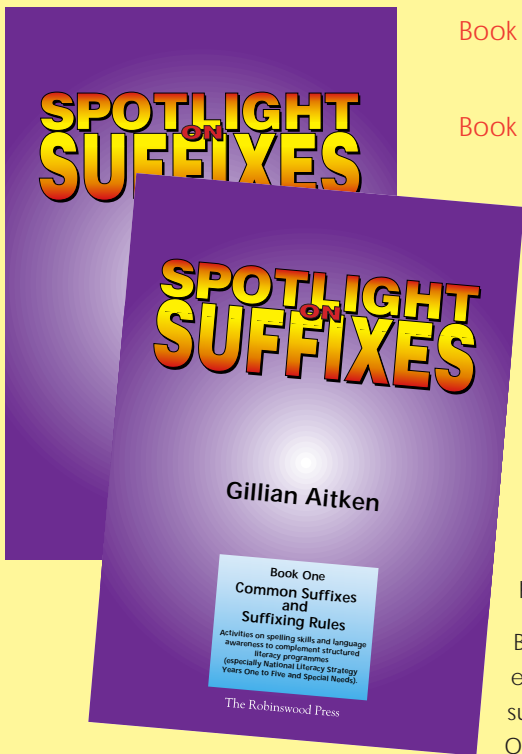
Spiral bound for strength and ease of use.

Gillian Aitken

The Robinswood Press

Spotlight on Suffixes

Books One and Two



Book One Common Suffixes and Suffixing Rules
Years 1 to 5 and Special Needs

Book Two Suffix Recognition and Use, Spelling Rules,
Grammar and Vocabulary
Years 4 to 8 (Key Stage 3)

Gillian Aitken

The 75 worksheets in Book One introduce the most common suffixes in English in a systematic manner. They focus on both the grammatical function of the suffix and the spelling rules concerning the joining of suffixes to base words. Suffixes which can be pronounced differently according to context, such as the 'ed' past tense verb ending, are highlighted for special practice.

Book Two, with over 80 worksheets, extends this work on common suffixes and suffixing rules. The book is in two parts, Part One dealing with basic suffix recognition

and also giving systematic coverage of the spelling rules by which suffixes are joined to base words. This Part provides extensive practice of the 'double', 'drop e,' and 'change y to i' rules. Part Two focuses on individual verb, noun and adjective suffixes such as '-ate', '-ify', '-ity', '-ment', '-ous', '-ible', and others. The more common suffixes have worksheets at two levels of difficulty, allowing for differentiated work within mixed ability classrooms.

Spelling skills are thus linked to grammatical awareness and, by completing the worksheets, students will extend their vocabulary and knowledge of word derivations. The worksheets are a useful complement to any structured literacy programme, improving spelling skills as well as raising language awareness in general, particularly in the area of grammar and word meanings.

Teachers will find the material in these books very useful for students from Years 1 to 6 (Key Stages 1 to 3) especially for differentiated work when implementing the National Literacy Strategy. The clear and uncluttered layout of the worksheets will also make them an ideal resource for Special Needs teachers working in the field of literacy with students of all ages.

The comprehensive coverage of the subject is completed through additional appendices, word lists and detailed Teachers Notes and Guidelines.

Book One Common Suffixes and Suffixing Rules
ISBN 1-869981-60X 104 pages RRSP £16.95

Book Two Suffix Recognition and Use, Spelling Rules
ISBN 1-869981-618 119 pages RRSP £16.95

Worksheet 15







Suffix **ing**

The suffix **ing** is used as a verb ending to describe what is happening now.
e.g. What is Sunil doing? He is kicking the ball.

Add **ing** to the words below. Use a red pen.

smell _____ cry _____ push _____
sing _____ wash _____ jump _____

Now use each word to complete the sentences below.

- The boy is _____ over the box. 
- Kumar is _____ his hands. 
- The children are _____. 
- The little girl is _____ the flower. 
- Mr. Bell is _____ his car. 
- The baby is _____. 

30

Worksheet 13b

Nouns ending in 'y': Plural forms

If there is a **VOWEL** before the final 'y', **JUST ADD 's'**. e.g. toys
If there is a **CONSONANT** before the final 'y', **CHANGE 'y' to 'i' and add suffix 'es'**. e.g. babies

Find 25 NOUNS in the word-square below which end in 'y'.
Write out each word and make it PLURAL by adding the correct suffix.
(Words go ACROSS and DOWN only)

a	c	o	m	e	d	y	t	v	s	t
j	e	r	s	e	y	d	r	a	e	r
e	n	q	u	i	r	y	a	r	n	o
s	t	b	p	u	p	p	y	m	t	i
s	u	p	a	r	t	y	g	y	r	i
a	r	o	s	c	o	u	n	t	y	e
y	y	n	t	o	y	d	u	t	y	y
g	u	y	r	n	y	i	a	d	y	b
p	l	a	y	v	a	l	i	e	y	o
r	u	b	y	o	m	o	n	k	e	y
a	b	b	e	y	k	i	d	n	e	y

Word	Plural form	Word	Plural form
e.g. abbey	_____	l	_____
a	_____	m	_____
b	_____	p	_____
c	_____	p	_____
c	_____	p	_____
c	_____	p	_____
d	_____	r	_____
e	_____	s	_____
e	_____	t	_____
g	_____	tr	_____
j	_____	tr	_____
k	_____	v	_____

33

Further examples on www.robinswoodpress.com

Spotlight on Blends

Books One and Two



Phonic activities on initial and end consonant blends to improve spelling skills, reading accuracy and phonological awareness.

Gillian Aitken

The 106 photocopiable worksheets contained in these two books give systematic practice with blends at both the beginning (Book One) and end (Book Two) of words. The tasks are varied, although the main emphasis is on developing phonological awareness through sound blending, rhyming and careful contrasting of blends that are similar in sound.

Research shows that training in such skills leads to improved reading accuracy and spelling.

The tasks are often embedded in a meaningful linguistic context. The various sentence completion exercises, vocabulary quizzes and anagrams aim to extend the student's vocabulary and enhance comprehension and thinking skills.

The worksheets have a wide application in terms of developing language skills and are designed to cater for different levels of skill and individual need. In Book One, *Initial Consonant Blends*, the Level One worksheets are suitable for students in the early stages of a structured literacy programme. The Level Two worksheets provide a challenge for both primary and secondary school students and even adults.

All the worksheets have a clear, uncluttered visual layout which allows independent, differentiated working. Detailed teaching notes and guidelines are included to help the teacher to guide the student as necessary.

"... a valuable addition to the resource material for the specialist teacher... providing reinforcement of sounds already taught, and skills such as scanning, tracking and visual discrimination."

Pat Denham BPhil. SEN
Adviser and Teacher. Sandwell MBC.

Book One *Initial Consonant Blends*
ISBN 1-869981-553 67 pages RRSP £14.95

Book Two *End Consonant Blends*
ISBN 1-869981-561 85 pages RRSP £14.95

Worksheet 6

Blends: **st** **sp** **sn** **sm**

Tick the words which are REAL words. Put a cross by the words which are NOT real words.

stool	snout	spand	snowy	spike
smank	spare	stencil	steamy	stell
sneak	stang	snobbish	spelt	stairs
smuck	spine	stutter	spinter	stupid

Now choose (st) (sp) (sn) or (sm) to complete each word in the sentences below.
(You will not find the words in the box above.)

- Mr. ___ith ___ent all morning ___uck in the lift!
- Susan felt very ___ug after she had ___uggled down under the warm blankets.
- We could see the church ___eeple when we ___ood on the top ___ep of the wooden ___ile.
- A ___irk is a silly ___ile, and a ___igger is an unkind laugh.
- The gardener ___opped digging when his ___ade hit a sharp ___one.
- If you are swimming underwater with a ___orkel, it is very difficult to ___eak!
- The ___oke from all the factory chimneys caused a thick ___og to lie all over the town.
- The dust which Jane inhaled made her ___eeze and ___iff.

15

Worksheet 18

Blends: **br** **cr** **dr** **gr**
 pr **tr** **fr**

Look at each picture and say the word. Then use one of the above blends to begin each word.

Now look at the endings below. Match each ending to the correct picture.

idge	anch	og	unk	ass
uit	am	ab	um	own
apes	ick	ap	ay	ee

25

Further examples on www.robinswoodpress.com

Spotlight on Words

Books One and Two

Phonic wordsearch puzzles and activities.

Gillian Aitken

These books contain 140 pages of photocopiable wordsearch puzzles and fill-in-the-blank activities to help the development of spelling skills. Each puzzle is based on a specific vowel or sound combination. The worksheets can be used by teachers

as part of a structured approach to spelling and to concentrate learning activity where it is needed most. Students themselves find the puzzles provide an enjoyable, challenging and satisfying way to learn.

Skills developed by the activities in the *Spotlight on Words* books include:

- visual discrimination through searching for hidden words.
- alphabetic sequencing practice by listing the words found.
- following contextual clues through fill-in-the-blank exercises.
- using the process of elimination when completing the more difficult blanks.
- understanding connections between spelling and meaning.
- developing the ability to spot capital letters.
- understanding word segmentation and syllable blending (especially Book Two).

The clear design of the puzzles guides the reader's eye and the hidden words run only across or down, making these books an excellent resource for dyslexic students. The worksheets are particularly appropriate for ages 9 to 12 years (Book Two also for Years 7 and 8, Key Stage 3). They are also suitable for older students, including adults and those learning English as a second language. Teaching notes and answers are included.

"Gillian Aitken's worksheets provide a welcome additional resource for teachers. The puzzles are an enjoyable way to reinforce phonic groups and the presentation is particularly clear."

Felicity Patterson.

South East Training Principal for the Dyslexia Institute.

Book One ISBN 1-869981-510 83 pages RRSP £14.95
Book Two ISBN 1-869981-731 98 pages RRSP £16.95

WORDSEARCH PUZZLE - NUMBER 1 a-e

b	w	a	k	e	d	p	t	l
m	a	d	e	n	f	h	k	a
i	w	D	a	v	e	g	v	t
s	a	e	e	s	c	a	p	e
c	d	o	e	a	r	t	l	q
a	e	g	j	m	a	e	J	u
k	l	a	k	e	n	i	a	w
e	c	r	a	t	e	m	n	y
q	n	a	m	e	r	x	e	j

In this wordsearch puzzle you should be able to find 14 'a-e' words. Two of the words are names. Each time you find a word with these letters, write it down - in the right place - in the list below.

1	c	---	8	i	---
2	cr	---	9	l	---
3	cr	---	10	m	---
4	D	---	11	n	---
5	es	---	12	s	---
6	g	---	13	w	---
7	J	---	14	w	---

a-e

When you have completed your list of 14 'a-e' words, use each one, once only, to complete the blanks in the sentences below.

- If you _____ up _____ you will miss the bus.
- _____ a big chocolate _____ in her cooking lesson.
- If you forget to shut the _____, the dog will _____.
- In Tom's class there were two other boys with the _____.
- _____ took off his shoes and socks and _____d into the _____.
- The _____ lifted the heavy _____ off the ship.

Further examples on www.robinswoodpress.com



The Robinswood Press

The Robinswood Press South Avenue Stourbridge DY8 3XY

Phone 01384 397475

Fax 01384 440443

e-mail info@robinswoodpress.com

www.robinswoodpress.com