

Launch the Lifeboat to Read and Spell

The unique, non-age-related, easy-to-manage literacy scheme for SEN and classroom use.

Ideal for independent and differentiated learning.
Ideal for inclusion policies across the age range.
Ideal for the dyslexia-friendly environment.

Currently in use and recommended by

Primary Schools

LEA Literacy Advisory Services
SEN Support Services

JUNIOR SCHOOLS

Secondary Schools

HIGH SCHOOLS

ACADEMIES

HMP and YOI

EFL and ESL

Adult Dyslexia Centres

SureStart



The ten books of this highly-structured, multi-sensory scheme contain a total of 100 photocopiable lessons, each of which follows a consistent lesson format.

Sula Ellis Tony Ellis Jackie Davison Mick Davison



Robinswood
robinswood.co.uk


Programme Structure

Lifeboat 1

This foundation book provides the key to literacy by introducing the alphabet sequence, consonants and vowels. Eight letters have been chosen to launch the student into reading and spelling.

ISBN 978-1869981-624

RRSP £18.95




Lesson 1	Alphabet Sequencing
Lesson 2	Consonants
Lesson 3	Vowels
Lesson 4	i
Lesson 5	i n p s t
Lesson 6	a
Lesson 7	b d
Lesson 8	sn sp st
Lesson 9	-nd -nt
Lesson 10	Review and Post-test

Lifeboat 2

The key concepts of open and closed syllables together with syllable division are presented. The five vowels are completed and two important rules for 'k' and '-ck' are studied.

ISBN 978-1869981-631

RRSP £18.95




Lesson 1	e
Lesson 2	Open and Closed Syllables
Lesson 3	k
Lesson 4	Compound Words
Lesson 5	vc / cv Syllable Breakdown
Lesson 6	One Syllable Two Syllables
Lesson 7	o and u
Lesson 8	-ck
Lesson 9	br cr dr fr gr pr tr
Lesson 10	Review and Post-test

Lifeboat 3

Building on the previous work, two and three letter blends and suffixes are introduced. Syllable division is further explored and the concept of 'vowel consonant e' is presented.

ISBN 978-1869981-648

RRSP £18.95




Lesson 1	-ick -ic
Lesson 2	scr spr str
Lesson 3	i-e
Lesson 4	bl cl fl gl pl sl spl
Lesson 5	al -all
Lesson 6	Vowel -y
Lesson 7	-ff -ll -ss
Lesson 8	Suffixes -est -less -ly -ness
Lesson 9	Syllable Division vc / cv v̄ / cv̄
Lesson 10	Review and Post-test

Lifeboat 4

This book concentrates on beginning and end consonant blends and completes the five 'vowel consonant e' patterns.

ISBN 978-1869981-655

RRSP £18.95




Lesson 1	a-e	
Lesson 2	e-e	
Lesson 3	fl fr gl gr	
Lesson 4	o-e	
Lesson 5	-ng -nk -ing	▶ Book 9 - Lesson 1
Lesson 6	-are -ire -ore	▶ Book 9 - Lesson 2
Lesson 7	u-e	▶ Book 9 - Lesson 3,4
Lesson 8	sc sk sm sw	▶ Book 9 - Lesson 5,6,7
Lesson 9	-lb -lf -lk -lt -mp -ct -ft -xt	▶ Book 9 - Lesson 8,9,10
Lesson 10	Review and Post-test	

Lifeboat 5

This is the first book in the scheme to present vowel digraphs along with five key spelling rules.

ISBN 978-1869981-662

RRSP £18.95




Lesson 1	qu squ -que	▶ Book 10 - Lesson 1
Lesson 2	ee oo	
Lesson 3	ar er or	
Lesson 4	-ed	
Lesson 5	-ay	
Lesson 6	-ce -se -nce	
Lesson 7	Soft 'c' (s) Sound	
Lesson 8	-ge -dge -age	▶ Book 10 - Lesson 2
Lesson 9	ch -ich	
Lesson 10	Review and Post-test	

Lifeboat 6

Regular Final Syllables are incorporated and emphasis is placed on carefully selected vowel digraphs and common word endings.

ISBN 978-1869981-679

RRSP £18.95




Lesson 1	-ble -dle -gle -ple -tle -zle	
Lesson 2	ea ee	
Lesson 3	ai -ain	
Lesson 4	ir	
Lesson 5	oa	▶ Book 10 - Lesson 3
Lesson 6	-ow	▶ Book 10 - Lesson 4,5
Lesson 7	igh	▶ Book 10 - Lesson 6
Lesson 8	au -aw	▶ Book 10 - Lesson 7
Lesson 9	-tion	
Lesson 10	Review and Post-test	▶ Book 10 - Lesson 8

Lifeboat 7

Lessons provide a grand finale to the 'H' brothers and the four rules for creating plurals. Skills are developed in analysing a range of complex vowel sounds.

ISBN 978-1869981-686

RRSP £18.95




Lesson 1	Odd Plurals Plural Review	
Lesson 2	Wild Old Words	▶ Book 10 - Lesson 9
Lesson 3	ph -gh (f) Sound	
Lesson 4	oi -oy	
Lesson 5	ear	
Lesson 6	wh 'H' Brothers Review	
Lesson 7	Schwa	
Lesson 8	ch (3 Sounds)	
Lesson 9	-an -en -ant -ent -ancy -ency	
Lesson 10	Review and Post-test	

Lifeboat 8

Sophisticated multi-syllable word endings provide the student with advanced knowledge, culminating in the challenging Review and Post-test.

ISBN 978-1869981-693

RRSP £18.95




Lesson 1	ou (7 Sounds)	
Lesson 2	-ey	
Lesson 3	-ure -ture	
Lesson 4	-al -el	
Lesson 5	-us -ous -ious	
Lesson 6	-sion	
Lesson 7	-ar -or (er) Sound	
Lesson 8	-cian	
Lesson 9	ci si ti xi	
Lesson 10	Review and Post-test	▶ Book 10 - Lesson 10

Lifeboat 9

The knowledge selected for this book furnishes the student with vital life skills in everyday communications.

ISBN 978-1869981-709

RRSP £18.95




Lesson 1	Doubling Letters	
Lesson 2	Magic 'e' Vowel Review	
Lesson 3	-zz -ze -se -s (z) Sound	
Lesson 4	'H' Brothers ch sh th	
Lesson 5	Days and Months	
Lesson 6	Numbers	
Lesson 7	Contractions	
Lesson 8	Plural -es	
Lesson 9	Suffix Drop 'e'	
Lesson 10	Prefixes	

Lifeboat 10

Contains vital, far-reaching knowledge, with each lesson including rules and skills commonly found in our language and which should be known by everyone.

ISBN 978-1869981-716

RRSP £18.95



Lesson 1	Suffix Drop 'y'	
Lesson 2	Soft 'g' (j) Sound	
Lesson 3	ou (ow) Sound	
Lesson 4	Silent Letters	
Lesson 5	Change f / fe to -ves	
Lesson 6	ur	
Lesson 7	-ew	
Lesson 8	ie	
Lesson 9	ei	
Lesson 10	Review of Whole Scheme	

Lifeboat ten-book set

Total 1120 pages

ISBN 978-1869981-723

RRSP £184.50

NB: When used with the main programme of books 1 to 8, the lessons in books 9 and 10 should ideally be integrated with those of books 4 to 7 at the points indicated. (▶)

Lesson Format

Each lesson in the Lifeboat Scheme consists of eight photocopiable A4 worksheets. These follow a consistent format throughout and provide exercises whose main features are:

Page 1

Reading for meaning, visual perceptive skills, hand-eye co-ordination, fine motor control.

Page 2

Visual recognition.

Page 3

Phonological awareness, visual and auditory skills, cursive handwriting.

Page 4

Reading and comprehension skills.

Page 5

Dictation, cursive handwriting, memory training, proof-reading, kinaesthetic memory.

Page 6

Listening skills, auditory discrimination.

Page 7

Cloze procedure, comprehension and cursive handwriting.

Page 8

Visual scanning, letter sequence.

The worksheets are presented in a fun and creative way to help students of all ages develop their reading and spelling skills cumulatively. The format enables students to work independently – at school, at college or at home.

User-friendly, Self-contained and Comprehensive.

This well-established reading scheme was developed by Ellis Dyslexia Consultants after research carried out in a large number of schools. Although carefully designed to benefit children with specific learning difficulties, the scheme – according to the Foreword by Professor TR Miles (former Editor, Dyslexia Journal) – "... so obviously represents good practice that one can recommend it as being suitable for teaching reading and spelling to all students, whether dyslexic or not."

Teachers can therefore use these worksheets for both differentiated and independent working by all students. The Scheme is highly flexible and user-friendly, with an easy-to-follow Teaching Guide in Book One (also available on the Robinswood website) so it is readily usable by teaching assistants and parents as well as class teachers and special needs teachers. Answers are provided at the end of each spiral-bound book.

The Lifeboat Scheme has been thoroughly tested and is already in use in Primary, Secondary and Independent Schools, Special Schools, Behavioural Difficulty Centres and Deaf Units, Further Education Colleges, Centres for Teacher Training, Adult Dyslexia Centres, HM Prisons, centres for English as a Second Language and SureStart.

Word Match
Circle the same word.

Mick	Nick	mitt	Mick	lock
sock	rock	sack	spot	sock
duck	lock	duck	dock	luck

Spell and Write
Circle the letters. Write the word.

l e ft	m p l		<u>lamp</u>
n f (k)	e lt		<u>milk</u>
k a (m)	r u lb		<u>camp</u>
a e	i l		<u>gift</u>

Cloze Procedure

- Ken puts ink in his pen.
- Cups are put in the sink.
- The string is very long.
- King Tom is strong.
- The ring is in Ian's hand.
- He drives the tank and drinks at the same time.

Use these words to complete the sentences.

ink tank

Listening Skills
Circle the odd one out. Underline the same.

clay	<u>three</u>	<u>stay</u>
play	tray	Jane
bee	way	happy

Wordsearch

w	s	w	w	h	i	s	t	l	e
h	h	m	h	w	h	e	e	z	e
a	k	i	i	j	v	t	w	b	y
c	w	p	s	l	c	w	h	e	n
k	h	h	k	p	w	h	i	p	n
k	e	c	y	p	e	i	f	j	w
l	r	w	d	t	p	r	f	w	h

Dictation or Look - Say - Cover - Write - Check

- Sally sells bagpipes north of the border.
Sally sells bagpipes north of the border.
- Harry keeps his cornet in the corner of the room.
Harry keeps his cornet in the corner of the room.
- Sam made his car horn blare!
Sam made his car horn blare!
- Fred got up in the morning to darn his shorts.
Fred got up in the morning to darn his shorts.
- You can dig with a fork then plant the herbs and corn.
You can dig with a fork then plant the herbs and corn.

Handwriting - copy neatly.

OT OT OT OT
OT OT OT OT
OT OT OT OT

Lesson 7 **igh**

My name is: _____

igh makes the sound (i).

		night	
		high	
		bright	
		fright	
		flight	

Track: igh. *Odd words: height, sleight, weight.

<u>nigh</u> t	cloud	light	boat	high	spine
steal	knight	girl	flight	number	hundred
floodlight	king	thrill	stay	sight	blown
tight	milk	bright	skill	fight	leaves
hand	lighthouse	firm	might	mighty	state
right	shrimp	plight	puzzle	tight	mountain

60 Book 6 Lesson 7 Page 1

Read and Choose

1 <input checked="" type="checkbox"/> Isabel's apartment was wonderfully spacious.		<input type="checkbox"/> The warehouse had adequate space for storage.
2 <input type="checkbox"/> My car mechanic repaired the prop shaft.		<input type="checkbox"/> This technician really understands the mechanics.
3 <input type="checkbox"/> The clever secretary placed a secret microphone in her lavender button.		<input type="checkbox"/> Melinda put her precious turquoise button under the microscope.
4 <input type="checkbox"/> Richard dreamed of a million medallions.		<input type="checkbox"/> Christine wished for a giant-sized medallion to be presented at the Olympic Games.
5 <input type="checkbox"/> The competitors congratulated the jubilant winner.		<input type="checkbox"/> If only I could win the Nobel Peace Prize.
6 <input type="checkbox"/> Matthew made an intelligent decision to renovate his country cottage.		<input type="checkbox"/> The condition of the bungalow is deteriorating.
7 <input type="checkbox"/> An enormous squirrel squeezed through a minuscule gap - but how?		<input type="checkbox"/> This squirrel performed breathtaking feats in order to reach the food.

Book 10 Lesson 10 Page 4 87

For more details, please see the Lifeboat Teaching Guide on the Robinswood website or contact Robinswood direct.



Robinswood
robinswood.co.uk

Robinswood Press South Avenue Stourbridge DY8 3XY

Phone +44 (0) 1384 397475

Fax +44 (0) 1384 440443

e-mail info@robinswoodpress.com

robinswood.co.uk